

---

## SHIP'S PARTICULARS

A-CLASS 120

6K-120/160

---



# SHIP'S PARTICULARS

## A-CLASS 120



MV AMA  
MV ACE

---

### GENERAL INFORMATION

<b>Vessel type</b>	Box-Hold MPP TWD
<b>Built</b>	1998
<b>Class</b>	Germanischer Lloyd

---

### DIMENSIONS

<b>Length over all</b>	99.98 m
<b>Breadth over all</b>	17 m
<b>Max. Draft</b>	7.28 m

---

### TONNAGE

<b>Dead weight a.t.</b>	6 288 t
-------------------------	---------

---

### SPEED

<b>Normal</b>	abt. 13.5 kn
---------------	--------------

---

### GEAR

<b>Type of Gear</b>	2 x 60 mt 120 mt combinable
---------------------	--------------------------------

---

### CONTAINERS

<b>Total</b>	360 TEU
<b>Cargo Holds</b>	6 700 m <sup>3</sup> Bale

---

### MAX. PERMISSABLE LOAD

<b>Tanktop</b>	15.3 mt / m <sup>2</sup>
<b>Tweendeck</b>	2.5 mt / m <sup>2</sup>
<b>Hatchcovers</b>	1.7 mt / m <sup>2</sup>

---

### SPECIAL FEATURES

**Highest Iceclass**  
**CO<sup>2</sup> Fitted**  
**IMO Fitted**  
**Australia Fitted**

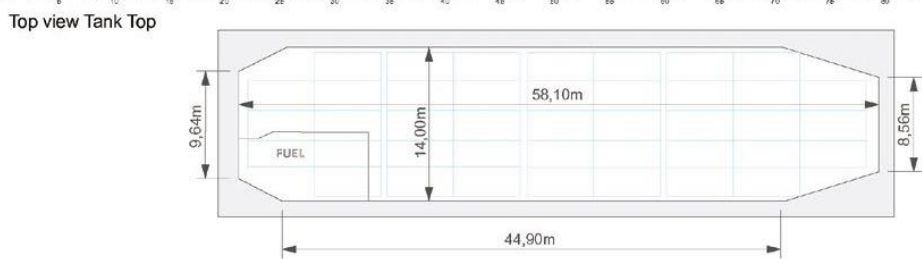
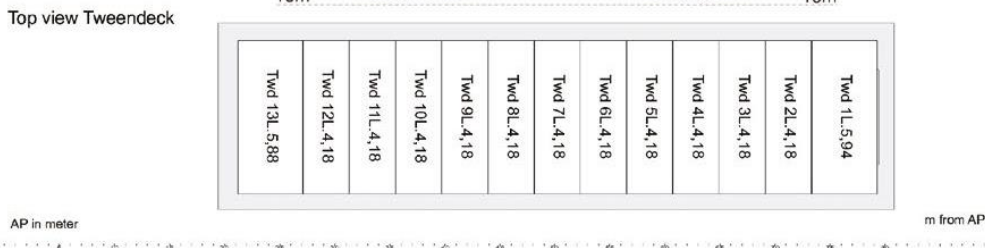
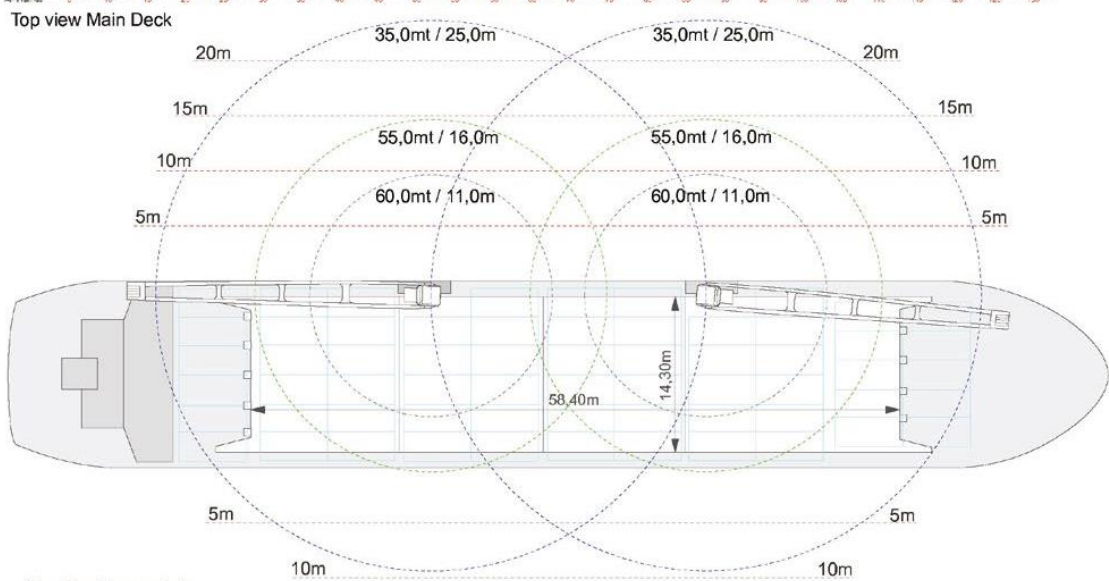
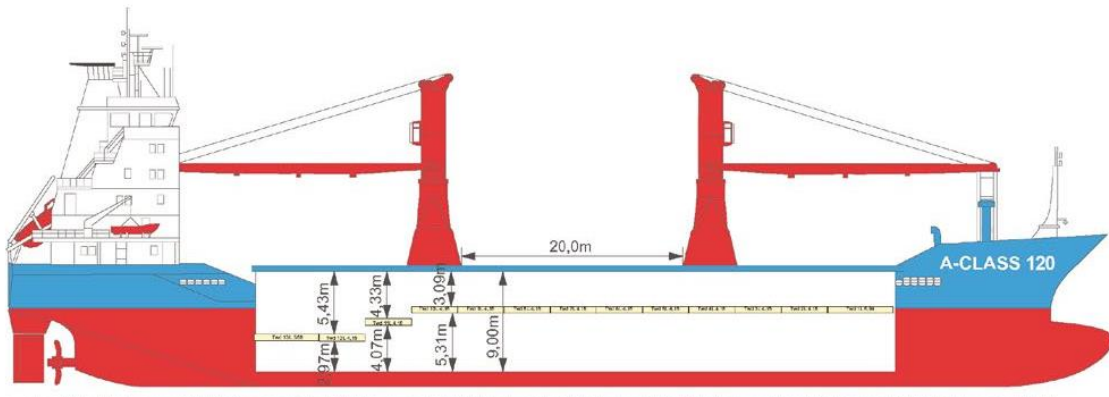
---

All particulars believed to be correct, but not guaranteed.

# SHIP'S PARTICULARS

## A-CLASS 120

### GENERAL ARRANGEMENT PLAN



All particulars believed to be correct, but not guaranteed.